

Zelio Relay Solid state relays

Catalog

October 2015



How can you fit a 6000-page catalog in your pocket ?

Schneider Electric provides you with the complete set of industrial automation catalogs all on a handy USB key for PC or in an application for tablets



Digi-Cat, a handy USB key for PC



- > Convenient to carry
- > Always up-to-date
- > Environmentally friendly
- > Easy-to-share format



Contact your local representative to get your own Digi-Cat



e-Library, the app for tablets

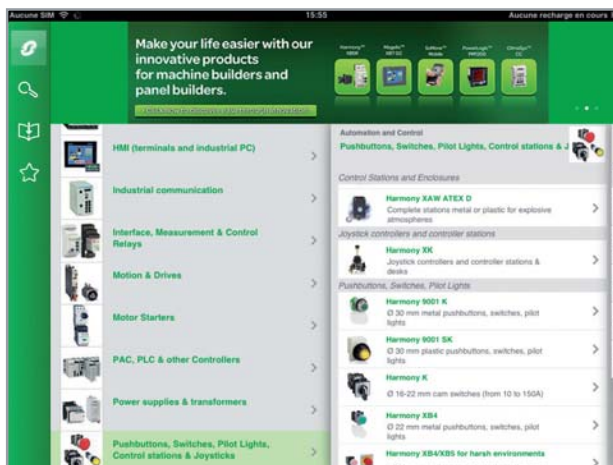
If you have an iPad®:

- > Go to the App Store and search for e-Library
- > or scan the QR code



If you have an Android tablet:

- > Go to the Google Play Store™ and search for eLibrary
- > or scan the QR code



General contents

Zelio Relay - Solid state relays

■ General presentation

- Choose slim interfacing solution with SSL relays page 2
- Choose modularity offer with DIN rail mount SSM relays page 3
- Choose complete panel mount solution with SSP relays page 5

Selection guide page 7

■ SSL solid state slim relays

- Presentation of the range..... page 8
- Relay and socket description page 8
- References page 9

■ SSM solid state modular DIN rail relays

- Presentation of the range..... page 10
- Relay description page 10
- References page 11

■ SSP solid state panel mount relays

- Presentation of the range..... page 14
- Relay description page 14
- References page 15
- Heat sinks and accessories page 17

■ **Product reference index** page 18

Zelio Relay - Solid state relays

Solid state slim interface relays

Zelio Relay - Solid state relays

Choose long life and silent operation with Zelio SSRs

Maintenance free

fully electronics,
unlimited life span

High switching frequency

allows precise and quick control

Silent and reliable switching

no moving parts,
noiseless switching

Sustainability in harsh environment


resistance to shock,
vibration and contamination

Zelio SSR series offer slim interface (SSL), modular DIN rail (SSM) and panel mount (SSP) solid state relays that provide complete, compact and innovative solution for all kind of applications with interfacing control and load switching. These relays provide the best solutions for packaging, plastic molding, textile, and heating furnace applications.

Choose slim interfacing solution with SSL relays

Slim relay-socket solution

- > Complete range of control input and load output configuration for both AC and DC switching applications.
- > Compact solution with 6 mm/0.236 in. width, allow customers to choose the combination of relays with associated sockets from wide range of available offer.



SSL relays + SSLZ Sockets	
Control input voltage	Load output voltage
⋮ 5...230 V	⋮ 1...48 V
⋮ 5...230 V	~ 24...250 V
~ 110...230 V	⋮ 1...48 V
~ 110...230 V	~ 24...250 V

SSL Slim interface relay mounted on SSLZ socket

Enhanced performance in any situation

- > Socket with integrated reverse polarity protection circuit and control input status/relay status LED indicator.
- > IP 67 designed and fully encapsulated.



LED indicator for relay status

Simplified installation and mounting

- > Locking/unlocking lever for replacing relay from the socket.
- > Simple mounting on DIN rail.
- > Choice of screw connector and spring terminal connection for sockets.



Screw connector



Spring terminal

SSL/RSL relays + SSLZ/RSLZ sockets → Slim plug-in interface solution

Zelio Relay - Solid state relays

Solid state modular DIN rail relays

Choose modularity offer with DIN rail mount SSM relays

Ready to use "Plug and play"

- > Modular design of IP 20 housing and built-in heat sink for optimized operating conditions.
- > Easy mounting on standard 35 mm/1.378 in. DIN rail with a secure mounting latch.

Compact design

- > Requires less panel space due to slim width and thus reduces the size of your enclosures.
- > Optimized modular design available in various sizes (11, 18, 22.5 and 45 mm width) with load output current of 6, 12, 20, 30, 45, and 55 A.

11 mm/0.433 in.



SSM1: 6 A
single-phase SSR

18 mm/0.709 in.



SSM2: 6 A dual channel,
single-phase SSR

SSM1 relays	
Control input voltage	Load output voltage
⎓ 4...32 V	⎓ 1...48 V
⎓ 4...32 V	⎓ 1...100 V
~ 18...36 V	~ 24...280 V
~ 90...140 V	~ 48...600 V
~ 200...265 V	~ 48...600 V

SSM2 relays	
Control input voltage	Load output voltage
⎓ 4...32 V	~ 24...280 V
	~ 48...600 V

22.5 mm/0.886 in.



SSM1: 20 and 30 A
single-phase SSR

45 mm/1.772 in.



SSM1: 45 and 55 A
single-phase SSR

SSM1 relays	
Control input voltage	Load output voltage
⎓ 4...32 V	~ 24...280 V
	~ 48...660 V
⎓ 3...32 V	~ 24...280 V
~ 90...140 V	~ 24...280 V
~ 90...280 V	~ 48...660 V

90 mm/3.543 in.



SSM3: 25 A
three-phase SSR

SSM3 relays	
Control input voltage	Load output voltage
⎓ 4...32 V	~ 48...600 V
~ 90...140 V	~ 48...600 V
~ 180...280 V	~ 48...600 V

SSM1 (1-Phase)/**SSM2** (1-Phase dual channels)/**SSM3** (3-Phase) → **Plug & Play solution**

Zelio Relay - Solid state relays

Solid state modular DIN rail and panel mount relays

Choose modularity offer with DIN rail mount SSM relays (continued)

Enhanced modular solution

- > Wide choice of relays with single-phase and three-phase options and current ratings from 6 A to 55 A.
- > Zero Voltage switching for resistive loads and Random switching for inductive loads.
- > UL and cUL approved including the general purpose and motor controller rating standards.

Choose complete panel mount solution with SSP relays

Complete solution

- > Single-phase and three-phase panel mount solid state relays with range of heat sinks & accessories to meet all application needs from 10 A to 125 A.
- > Easy product selection with simplified product nomenclature and direct heat sinks selection available in product data sheets.
- > Wide choice of heat sinks with thermal resistance ratings of 0.2 °C/W to 2.5 °C/W.



SSP1: Single-phase panel mount SSR

SSP1 relays	
Control input voltage	Load output voltage
~3.5...32 V	~1...150 V
~3...32 V	~24...300 V
~4...32 V	~48...660 V
~90...280 V	~24...300 V
	~48...660 V



SSP1.S: Single-phase panel mount SSR with smart diagnostic feature

SSP1.S relays	
Control input voltage	Load output voltage
~3...32 V	~24...300 V
~4...32 V	~48...660 V



SSP3: Three-phase panel mount SSR

SSP3 relays	
Control input voltage	Load output voltage
~4-32 V	~48-530 V
~18-36 V	~48-530 V
~90-140 V	
~180-280 V	

Zelio SSR → The new generation solid state relays

Choose complete panel mount solution with SSP relays
(continued)

Simple, safe and robust screw terminals

- > Simple and easy wiring. Allows wires with all kinds of terminations (cable ends, fork lug, ring lug).
- > Safe and fool-proof design with IP 20 protection and integrated enclosure.
- > Robust self aligned screw terminals with proven effectiveness in preventing screw jams.

Innovative SSP1.S offer with smart diagnostic and test button

- > Smart diagnostic feature with built-in visual indicator and alarm output enables quick response to unexpected results and correct monitoring of SSR operation.
- > A test button for easy debugging, testing and commissioning.

Simplified installation and mounting

- > Product option with ready factory-fit thermal pad.
- > Heat sink provides Panel and DIN rail mounting options.

SSP1 (1-Phase)/SSP3 (3-Phase) + SSRH (Heat sinks) → Complete solution

Zelio Relay - Solid state relays

Type of products	Slim interface SSR	Modular DIN rail SSR	
			
Number of phases	Single	Single	Single (dual SSR)
Type of Mounting	Plug-in PCB pins with DIN rail mounted socket	DIN rail mounted	
Control input voltage	110...230 V	18...36 V 90...140 V 200...265 V	—
	5...230 V	4...32 V	—
Load output voltage	24...250 V	24...280 V 48...600 V	—
	1...24 V 1...48 V	1...60 V 1...100 V	—
Load output current	2 A	6 A for SSM1 (12 mm) 12 A for SSM1 (18 mm)	6 A
	0.1, 3.5 A	6 A for SSM1 (12 mm) 12 A for SSM1 (18 mm)	—
Type of switching	Zero voltage	Yes	Yes
	Random	Yes	Yes
	DC	Yes	—
Cooling	—	Built-in heat sink	
Degree of protection	IP 67 (encapsulation) IP 20 (socket)	IP 20	
LED indication	Yes (on socket)	Yes	
Solid state relay type	SSL (1)	SSM1	SSM2
Pages	9	11	—

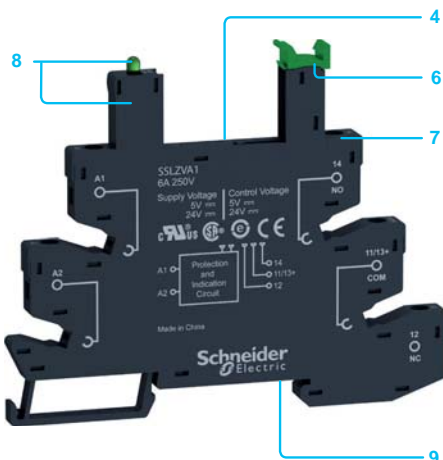
(1) SSL relay with SSLZ socket.

Modular DIN rail SSR		Panel mount SSR	
			
Single	Three	Single	Three
DIN rail mounted	DIN rail mounted	Panel mounted	Panel mounted
90...140 V 90...280 V	90...140 V 90...280 V	90...280 V	18...36 V 90...140 V 180...280 V
3...32 V 4...32 V	4...32 V	3...32 V 4...32 V	4...32 V
24...280 V 48...600 V	48...600 V	24...300 V 48...600 V	48...530 V
—	—	1...150 V	—
20, 30 A for SSM1 (22.5 mm) 45, 55 A for SSM1 (45 mm)	25 A	10, 25, 50, 75, 90, 125 A	25, 50 A
—	—	12, 25, 40 A	—
Yes	Yes	Yes	Yes
—	Yes	—	Yes
—	—	Yes	—
Built-in heat sink	—	Option with thermal pad	Option with thermal pad
IP 20	—	—	—
Yes	—	Yes	Yes
SSM1	SSM3	SSP1	SSP3
11	—	15	—

More technical information on www.schneider-electric.com

Zelio Relay - Solid state relays

SSL solid state slim relays



Presentation of the range

SSL solid state relays offer the advantages of several input and output configurations for both AC and DC switching applications. Their compact size and modular design reduces space and allows easy mounting on the socket.

The plug-in type relays can be mounted directly on a PCB or with a socket on a standard 35 mm/ 1.378 in. DIN rail. The sockets are available in screw connector and spring terminal types.

SSL relays provide customers with:

- Relay and socket selection as per operating voltage of the application.
- Available with Zero Voltage switching for resistive load and Random switching for inductive load applications.
- Simple and easy maintenance as the relays can be retained/released by locking/unlocking the lever without disconnecting the socket wiring.
- Socket with reverse polarity protection circuit and LED indicator for easy identification of control status.

Relay description

SSL slim solid state relays

- 1 Relay with 1 N/O contact and any one of the following ratings:
 - 24 V $\overline{\sim}$, 3.5 A
 - 48 V $\overline{\sim}$, 100 mA
 - 280 V \sim , 2 A
- 2 Four flat, reinforced pins (PCB type)
- 3 5 mm/0.197 in. relay width for up to 3.5 A of load current

Socket description

Sockets for SSL slim solid state relays

- 4 Five female contacts for the relay pins
- 5 6.2 mm/0.244 in. socket width
- 6 Lever for retaining or easy removal of the relay from its socket with clip-on marker label
- 7 Wire connection by screw connectors or spring terminals
- 8 Reverse polarity protection circuit and LED indicator are built into the socket
- 9 Locating slot for mounting on DIN rail

Zelio Relay - Solid state relays

SSL solid state slim relays

PF12410A



SSL1A12JD

PF12412B



SSLZVA1 + SSL1D03JD

PF526466



RSLZ2

PF526467



RSLZ3

Relays and sockets for customer assembly

SSL single-phase solid state relays (sold in lots of 12)

Switching	Voltage range		Load current range	Reference	Weight kg/lb
	Control input	Load output			
	V	V	A		
DC switching	--- 3 to 12	--- 1 to 24	3.5	SSL1D03JD	0.004/0.009
		--- 1 to 48	0.1	SSL1D101JD	0.004/0.009
	--- 15 to 30	--- 1 to 24	3.5	SSL1D03BD	0.004/0.009
		--- 1 to 48	0.1	SSL1D101BD	0.004/0.009
	--- 38 to 72	--- 1 to 24	3.5	SSL1D03ND	0.004/0.009
		--- 1 to 48	0.1	SSL1D101ND	0.004/0.009
Zero Voltage switching	--- 3 to 12	~ 24 to 280	2	SSL1A12JD	0.004/0.009
	--- 15 to 30	~ 24 to 280	2	SSL1A12BD	0.004/0.009
	--- 38 to 72	~ 24 to 280	2	SSL1A12ND	0.004/0.009
Random switching	--- 3 to 12	~ 24 to 280	2	SSL1A12JDR	0.004/0.009
	--- 15 to 30	~ 24 to 280	2	SSL1A12BDR	0.004/0.009
	--- 38 to 72	~ 24 to 280	2	SSL1A12NDR	0.004/0.009

Sockets equipped with LED and protection circuit (sold in lots of 10)

Control voltage (Nominal) V	For use with relays	Socket type		Weight kg/lb
		Screw connector	Spring terminal	
		Unit reference	Unit reference	
--- 5	SSL1D03JD SSL1D101JD SSL1A12JD SSL1A12JDR	SSLZVA1	SSLZRA1	0.029/0.063
--- 24	SSL1D03BD SSL1D101BD SSL1A12BD SSL1A12BDR	SSLZVA1	SSLZRA1	0.029/0.063
--- 60	SSL1D03ND SSL1D101ND SSL1A12ND SSL1A12NDR	SSLZVA2	SSLZRA2	0.029/0.063
---/~ 110	SSL1D03ND SSL1D101ND SSL1A12ND SSL1A12NDR	SSLZVA3	SSLZRA3	0.029/0.063
---/~ 230	SSL1D03ND SSL1D101ND SSL1A12ND SSL1A12NDR	SSLZVA4	SSLZRA4	0.029/0.063

Accessories for sockets

Description	Compatibility	Reference	Weight kg/lb
Clip-in legends (2 sheets of 64 legends)	SSL sockets	RSLZ5	0.001/0.002
Bus jumper (10 x 20-pole jumper)	SSL sockets	RSLZ2	0.003/0.007
Partition plate (10 partition plates)	SSL sockets	RSLZ3	0.001/0.002

Presentation of the range

SSM solid state relays are compact designed relays with greater power density. The modular IP 20 housing design and built-in heat sink offers optimized operating solutions.


The SSM relay range comprises:

- **SSM1**: Single phase SSR relays with 6, 12, 20, 30, 45 and 55 A ratings
- **SSM2**: Single phase dual SSR relays with 6 A rating
- **SSM3**: Three phase SSR relays with 25 A rating

Relay description

SSM1 relays, 12 mm/0.472 in. (6 A) width and 18 mm/0.709 in. (12 A) width

- 1 Built-in heat sink for heat dissipation
- 2 Control input connection terminals
- 3 Control input voltage indicator LED in green
- 4 Bracket for mounting on 35 mm/1.378 in. DIN rail
- 5 Load output connection terminals
- 6 Mounting latch



SSM2 relays, 18 mm/0.709 in. (6 A) width

- 1 Built-in heat sink for heat dissipation
- 2 Load output connection terminals for Channel A
- 3 Separate input voltage indicator LED in green
- 4 Separate control input connection terminals
- 5 Load output connection terminals for Channel B
- 6 Mounting latch
- 7 Bracket for mounting on 35 mm/1.378 in. DIN rail



SSM1 relays, 22.5 mm/0.886 in. (20 A, 30 A) width and 45 mm/1.771 in. (45 A, 55 A) width

- 1 Lugs for panel mounting
- 2 Built-in heat sink for heat dissipation
- 3 Control input connection terminals
- 4 Control input voltage LED indicator in green
- 5 Bracket for mounting on 35 mm/1.378 in. DIN rail
- 6 Load output connection terminals



SSM3 relays, 90 mm/0.3543 in. (25 A) width

- 1 Lugs for panel mounting
- 2 Built-in heat sink for heat dissipation
- 3 Control input connection terminals
- 4 Control input voltage LED indicator in green
- 5 Bracket for mounting on 35 mm/1.378 in. DIN rail
- 6 Load output connection terminals



PF12M26B



SSM1A36BD

PF12M27B



SSM1A312BD

SSM1 single-phase solid state relays (12 and 18 mm)							
Switching	Voltage range		Load current range	Reference	Weight		
	Control input	Load output					
	V	V	A		kg/lb		
DC switching	≡ 4...32	≡ 1...60	6	SSM1D26BD	0.050/0.110		
			12	SSM1D212BD	0.090/0.198		
			≡ 1...100	6	SSM1D36BD	0.050/0.110	
				12	SSM1D312BD	0.090/0.198	
	Zero Voltage switching	≡ 4...32	~ 24...280	6	SSM1A16BD	0.050/0.110	
				12	SSM1A112BD	0.090/0.198	
			~ 48...600	6	SSM1A36BD	0.050/0.110	
				12	SSM1A312BD	0.090/0.198	
~ 18...36		~ 24...280	6	SSM1A16B7	0.050/0.110		
				12	SSM1A112B7	0.090/0.198	
			~ 48...600	12	SSM1A312B7	0.090/0.198	
				~ 90...140	~ 24...280	6	SSM1A16F7
12		SSM1A112F7	0.090/0.198				
			~ 48...600	12	SSM1A312F7	0.090/0.198	
				~ 200...265	~ 24...280	6	SSM1A16P7
12		SSM1A112P7	0.090/0.198				
			~ 48...600	12	SSM1A312P7	0.090/0.198	
				Random switching	≡ 4...32	~ 24...280	6
12		SSM1A112BDR	0.090/0.198				
			~ 48...600		6	SSM1A36BDR	0.050/0.110
					12	SSM1A312BDR	0.090/0.198
~ 18...36		~ 24...280	6		SSM1A16B7R	0.050/0.110	
	12				SSM1A112B7R	0.090/0.198	
		~ 48...600	12	SSM1A312B7R	0.090/0.198		
			~ 90...140	~ 24...280	6	SSM1A16F7R	0.050/0.110
12	SSM1A112F7R	0.090/0.198					
		~ 48...600	12	SSM1A312F7R	0.090/0.198		
			~ 200...265	~ 24...280	6	SSM1A16P7R	0.050/0.110
12	SSM1A112P7R	0.090/0.198					
		~ 48...600	12	SSM1A312P7R	0.090/0.198		

Zelio Relay - Solid state relays

SSM solid state modular relays



SSM2A36BD

SSM2 single-phase solid state relays, dual channel

Switching	Voltage range		Load current range	Reference	Weight
	Control input	Load output			
	V	V	A		kg/lb
Zero Voltage switching	☰ 4...32	~ 24...280	6	SSM2A16BD	0.090/0.198
		~ 48...600	6	SSM2A36BD	0.090/0.198
Random switching	☰ 4...32	~ 24...280	6	SSM2A16BDR	0.090/0.198
		~ 48...600	6	SSM2A36BDR	0.090/0.198



SSM1A120M7



SSM1A445BD

SSM1 single-phase solid state relays (22.5 and 45 mm)

Switching	Voltage range		Load current range	Reference	Weight	
	Control input	Load output				
	V	V	A		kg/lb	
Zero Voltage switching	☰ 4...32	~ 24...280	20	SSM1A120BD	0.280/0.617	
			30	SSM1A130BD	0.280/0.617	
		~ 24...280	45	SSM1A145BD	0.476/1.049	
			~ 48...660	30	SSM1A430BD	0.280/0.617
		~ 48...660		45	SSM1A445BD	0.476/1.049
			~ 48...660	55	SSM1A455BD	0.476/1.049
~ 90...280	~ 24...280	20		SSM1A120M7	0.280/0.617	
		30	SSM1A130M7	0.280/0.617		
		~ 48...660	30	SSM1A430M7	0.280/0.617	
		~ 90...140	~ 24...280	45	SSM1A145F7	0.476/1.049
				~ 48...660	45	SSM1A445F7
		~ 48...660	55		SSM1A455F7	0.476/1.049

Zelio Relay - Solid state relays

SSM solid state modular relays

PF152212



SSM3A325F7


SSM3 three-phase solid state relays					
Switching	Voltage range		Load current range	Reference	Weight
	Control input	Load output			
	V	V	A		kg/lb
Zero voltage switching	≡ 4...32	~ 48...600	25	SSM3A325BD	0.740/1.631
	~ 90...140	~ 48...600	25	SSM3A325F7	0.740/1.631
	~ 180...280	~ 48...600	25	SSM3A325P7	0.740/1.631
Random switching	≡ 4...32	~ 48...600	25	SSM3A325BDR	0.740/1.631



SSP1 single-phase panel mount relays



SSP1 single-phase panel mount relays with smart diagnostic feature



SSP3 three-phase panel mount relays

Presentation of the range

SSP solid state relays are panel mount relays which offer complete solid state control and switching solutions with single-phase and three-phase types.

- Easy product selection with simplified product nomenclature and direct heat sinks selection available in product data sheets.
- Wide choice of heat sinks with thermal resistance ratings of 2.5 °C/W to 0.2 °C/W.

The SSP relay range comprises:

- **SSP1**: Single-phase panel mount solid state relays available with/without embedded thermal pad and smart diagnostic feature, extended load output voltage of up to 660 V ~ and load current rating of 10 A to 125 A.
- **SSP3**: Three-phase panel mount solid state relays integrated with R-C snubber circuit, TVS (Transient Voltage Suppression) and load current ratings of 25 A and 50 A.

Relay description

SSP1 single-phase panel mount relays

- 1 Load output connection screw terminals
- 2 Control input connection screw terminals
- 3 Control input voltage LED indicator
- 4 Indication area for product label or markings
- 5 Smart diagnostic auxiliary input and alarm output
- 6 Load output LED indicator
- 7 Test button
- 8 Optional factory-fit thermal pad that is glued on the rear of the product

SSP3 three-phase panel mount relays

- 1 Load output connection screw terminals
- 2 Control input connection screw terminals
- 3 Control input voltage LED indicator
- 4 Optional factory-fit thermal pad that is glued on the rear of the product

Zelio Relay - Solid state relays

SSP solid state panel mount relays



SSP1D425BD



SSP1A125BDS

SSP1 single-phase solid state relays

Relays with embedded thermal pad

Switching	Voltage range		Load current range	Reference	Weight
	Control input	Load output			
	V	V	A		kg/lb
DC switching	≡ 3.5...32	≡ 1...150	12	SSP1D412BDT	0.089/0.196
			25	SSP1D425BDT	0.089/0.196
			40	SSP1D440BDT	0.089/0.196
Zero voltage switching	≡ 3...32	~ 24...300	10	SSP1A110BDT	0.089/0.196
			25	SSP1A125BDT	0.089/0.196
			50	SSP1A150BDT	0.089/0.196
	≡ 4...32	~ 48...660	75	SSP1A175BDT	0.089/0.196
			50	SSP1A450BDT	0.089/0.196
			75	SSP1A475BDT	0.089/0.196
	≡ 4...32	~ 48...660	90	SSP1A490BDT	0.089/0.196
			125	SSP1A4125BDT	0.089/0.196
			10	SSP1A110M7T	0.089/0.196
	~ 90...280	~ 24...300	25	SSP1A125M7T	0.089/0.196
			50	SSP1A150M7T	0.089/0.196
			75	SSP1A175M7T	0.089/0.196
	~ 90...280	~ 24...300	50	SSP1A450M7T	0.089/0.196
			75	SSP1A475M7T	0.089/0.196
			90	SSP1A490M7T	0.089/0.196
~ 90...280	~ 24...300	125	SSP1A4125M7T	0.089/0.196	

Relays without embedded thermal pad

DC switching	≡ 3.5...32	≡ 1...150	12	SSP1D412BD	0.089/0.196
			25	SSP1D425BD	0.089/0.196
			40	SSP1D440BD	0.089/0.196
Zero voltage switching	≡ 3...32	~ 24...300	10	SSP1A110BD	0.089/0.196
			25	SSP1A125BD	0.089/0.196
			50	SSP1A150BD	0.089/0.196
	≡ 4...32	~ 48...660	75	SSP1A175BD	0.089/0.196
			50	SSP1A450BD	0.089/0.196
			75	SSP1A475BD	0.089/0.196
	≡ 4...32	~ 48...660	90	SSP1A490BD	0.089/0.196
			125	SSP1A4125BD	0.089/0.196
			10	SSP1A110M7	0.089/0.196
	~ 90...280	~ 24...300	25	SSP1A125M7	0.089/0.196
			50	SSP1A150M7	0.089/0.196
			75	SSP1A175M7	0.089/0.196
	~ 90...280	~ 24...300	50	SSP1A450M7	0.089/0.196
			75	SSP1A475M7	0.089/0.196
			90	SSP1A490M7	0.089/0.196
~ 90...280	~ 24...300	125	SSP1A4125M7	0.089/0.196	

Relays with embedded thermal pad and smart diagnostic feature

Zero voltage switching	≡ 3...32	~ 24...300	25	SSP1A125BDS	0.097/0.214
			50	SSP1A150BDS	0.097/0.214
	≡ 4...32	~ 48...660	50	SSP1A450BDS	0.097/0.214
			75	SSP1A475BDS	0.097/0.214
			90	SSP1A490BDS	0.097/0.214
			125	SSP1A4125BDS	0.097/0.214

Zelio Relay - Solid state relays

SSP solid state panel mount relays



SSP3A225P7


SSP3 three-phase solid state relays

Relays with embedded thermal pad


Switching	Voltage range		Load current range	Reference	Weight
	Control Input	Load Output			
	V	V	A		kg/lb
Zero Voltage switching	--- 4...32	~ 48...530	25	SSP3A225BDT	0.360/0.794
			50	SSP3A250BDT	0.360/0.794
	~ 18...36	~ 48...530	25	SSP3A225B7T	0.360/0.794
			50	SSP3A250B7T	0.360/0.794
	~ 90...140	~ 48...530	25	SSP3A225F7T	0.360/0.794
			50	SSP3A250F7T	0.360/0.794
~ 180...280	~ 48...530	25	SSP3A225P7T	0.360/0.794	
		50	SSP3A250P7T	0.360/0.794	
Random switching	--- 4...32	~ 48...530	25	SSP3A225BDRT	0.360/0.794
			50	SSP3A250BDRT	0.360/0.794
	~ 18...36	~ 48...530	25	SSP3A225B7RT	0.360/0.794
			50	SSP3A250B7RT	0.360/0.794
	~ 90...140	~ 48...530	25	SSP3A225F7RT	0.360/0.794
			50	SSP3A250F7RT	0.360/0.794
~ 180...280	~ 48...530	25	SSP3A225P7RT	0.360/0.794	
		50	SSP3A250P7RT	0.360/0.794	

Relays without embedded thermal pad

Zero Voltage switching	--- 4...32	~ 48...530	25	SSP3A225BD	0.360/0.794
			50	SSP3A250BD	0.360/0.794
	~ 18...36	~ 48...530	25	SSP3A225B7	0.360/0.794
			50	SSP3A250B7	0.360/0.794
	~ 90...140	~ 48...530	25	SSP3A225F7	0.360/0.794
			50	SSP3A250F7	0.360/0.794
~ 180...280	~ 48...530	25	SSP3A225P7	0.360/0.794	
		50	SSP3A250P7	0.360/0.794	
Random switching	--- 4...32	~ 48...530	25	SSP3A225BDR	0.360/0.794
			50	SSP3A250BDR	0.360/0.794
	~ 18...36	~ 48...530	25	SSP3A225B7R	0.360/0.794
			50	SSP3A250B7R	0.360/0.794
	~ 90...140	~ 48...530	25	SSP3A225F7R	0.360/0.794
			50	SSP3A250F7R	0.360/0.794
~ 180...280	~ 48...530	25	SSP3A225P7R	0.360/0.794	
		50	SSP3A250P7R	0.360/0.794	



SSRHP05




SSRHP02



SSRHP07



SSRHP10



SSRHP17



SSRHP25



SSRAL1



SSRAL2

Heat sinks for customer assembly

Mounting	Number and type of relays supported	Surface area cm ² /in ²	Thermal resistance °C/W	Reference	Weight kg/lb
Panel mount	Up to 3 units of SSP1 1 unit of SSP3	6823/1058	0.2	SSRHP02	2.592/5.714
	Up to 3 units of SSP1 1 unit of SSP3	4406/683	0.5	SSRHP05	1.440/3.174
	1 unit of SSP1	1640/254	0.7	SSRHP07	0.526/1.159
	Up to 3 units of SSP1 1 unit of SSP3	1425/221	1	SSRHP10	0.620/1.367
DIN rail mount	Up to 2 units of SSP1	659/102	1.7	SSRHP17	0.195/0.430
	1 unit of SSP1	336/52.10	2.5	SSRHP25	0.100/0.220
	Up to 3 units of SSP1 1 unit of SSP3	1425/221	1	SSRHD10	0.630/1.389

Accessories

Description	Type of relays supported	Unit reference	Weight kg/lb
Copper terminal lug for AWG 6 (13.3 mm ²) to AWG 0 (53.5 mm ²) Sold in lots of 10	SSP1	SSRAL1	0.042/0.093
Copper terminal lug for AWG 14 (2.1 mm ²) to AWG 6 (13.3 mm ²) Sold in lots of 10	SSP1	SSRAL2	0.009/0.002

R					
RSLZ2	9	SSM1A455F7	12	SSP3A225BDRT	16
RSLZ3	9	SSM1D26BD	11	SSP3A225BDT	16
RSLZ5	9	SSM1D36BD	11	SSP3A225F7	16
		SSM1D212BD	11	SSP3A225F7R	16
		SSM1D312BD	11	SSP3A225F7RT	16
S		SSM2A16BD	13	SSP3A225F7T	16
SSL1A12BD	9	SSM2A16BDR	13	SSP3A225P7	16
SSL1A12BDR	9	SSM2A36BD	13	SSP3A225P7R	16
SSL1A12JD	9	SSM2A36BDR	13	SSP3A225P7RT	16
SSL1A12JDR	9	SSM3A325BD	13	SSP3A225P7T	16
SSL1A12ND	9	SSM3A325BDR	13	SSP3A250B7	16
SSL1A12NDR	9	SSM3A325F7	13	SSP3A250B7R	16
SSL1D03BD	9	SSM3A325P7	13	SSP3A250B7RT	16
SSL1D03JD	9	SSP1A110BD	15	SSP3A250B7T	16
SSL1D03ND	9	SSP1A110BDT	15	SSP3A250BD	16
SSL1D101BD	9	SSP1A110M7	15	SSP3A250BDR	16
SSL1D101JD	9	SSP1A110M7T	15	SSP3A250BDRT	16
SSL1D101ND	9	SSP1A125BD	15	SSP3A250BDT	16
SSLZRA1	9	SSP1A125BDS	15	SSP3A250F7	16
SSLZRA2	9	SSP1A125BDT	15	SSP3A250F7R	16
SSLZRA3	9	SSP1A125M7	15	SSP3A250F7RT	16
SSLZRA4	9	SSP1A125M7T	15	SSP3A250F7T	16
SSLZVA1	9	SSP1A150BD	15	SSP3A250P7	16
SSLZVA2	9	SSP1A150BDS	15	SSP3A250P7R	16
SSLZVA3	9	SSP1A150BDT	15	SSP3A250P7RT	16
SSLZVA4	9	SSP1A150M7	15	SSP3A250P7T	16
SSM1A16B7	11	SSP1A150M7T	15	SSRAL1	17
SSM1A16B7R	12	SSP1A175BD	15	SSRAL2	17
SSM1A16BD	11	SSP1A175BDT	15	SSRHD10	17
SSM1A16BDR	12	SSP1A175M7	15	SSRHP02	17
SSM1A16F7	11	SSP1A175M7T	15	SSRHP05	17
SSM1A16F7R	12	SSP1A450BD	15	SSRHP07	17
SSM1A16P7	11	SSP1A450BDS	15	SSRHP10	17
SSM1A16P7R	12	SSP1A450BDT	15	SSRHP17	17
SSM1A36BD	11	SSP1A450M7	15	SSRHP25	17
SSM1A36BDR	12	SSP1A450M7T	15		
SSM1A112B7	11	SSP1A475BD	15		
SSM1A112B7R	12	SSP1A475BDS	15		
SSM1A112BD	11	SSP1A475BDT	15		
SSM1A112BDR	12	SSP1A475M7	15		
SSM1A112F7	11	SSP1A475M7T	15		
SSM1A112F7R	12	SSP1A490BD	15		
SSM1A112P7	11	SSP1A490BDS	15		
SSM1A112P7R	12	SSP1A490BDT	15		
SSM1A120BD	12	SSP1A490M7	15		
SSM1A120M7	12	SSP1A490M7T	15		
SSM1A130BD	12	SSP1A4125BD	15		
SSM1A130M7	12	SSP1A4125BDS	15		
SSM1A145BD	12	SSP1A4125BDT	15		
SSM1A145F7	12	SSP1A4125M7	15		
SSM1A312B7	11	SSP1A4125M7T	15		
SSM1A312B7R	12	SSP1D412BD	15		
SSM1A312BD	11	SSP1D412BDT	15		
SSM1A312BDR	12	SSP1D425BD	15		
SSM1A312F7	11	SSP1D425BDT	15		
SSM1A312F7R	12	SSP1D440BD	15		
SSM1A312P7	11	SSP1D440BDT	15		
SSM1A312P7R	12	SSP3A225B7	16		
SSM1A430BD	12	SSP3A225B7R	16		
SSM1A430M7	12	SSP3A225B7RT	16		
SSM1A445BD	12	SSP3A225B7T	16		
SSM1A445F7	12	SSP3A225BD	16		
SSM1A455BD	12	SSP3A225BDR	16		